



BIKE CONNECT  
BALANCE



## DURABLE ENGINE PERFORMANCE

150cc engine backed up with Suzuki Eco performance (SEP) technology, provides excellent acceleration feeling at low to middle range speeds and high fuel efficiency for a longer riding range.

## EXCELLENT HANDLING

Developed with passion and precision, chassis design of GIXXER/SF with high torsional rigidity provides excellent stability under braking, cornering and manoeuvring in city traffic conditions.

## LONG RIDING COMFORT

Sporty yet comfortable riding position makes GIXXER/SF an ideal choice for long rides with its well-researched and implemented bike ergonomics.


## STATE-OF-THE-ART BUILD QUALITY

Made of well-trusted components, it boasts of a European design with Trapezoidal proportions, distinctive forward-arrow motif and bold use of facets and flowing character lines.

**GIXXER | GIXXER SF**

### FEATURES

#### LED HEADLAMP




Complements the mass forward design of the motorcycle along with offering long and wide field of view from its extremely bright LED headlamp.

#### LED TAIL LAMP



Compact design with highly illuminated LED lights.

#### SUZUKI RIDE CONNECT



It comes with Bluetooth® enabled digital console.

#### STIFFER 41mm LARGE DIAMETER FRONT FORKS



With large-diameter (41mm) front forks increases the rigidity around the front section. This suspension and handle combination contributes to excellent riding stability and comfort.

#### ABS



Anti-Lock Brake System\* applies the braking force efficiently & avoids wheel lock up.

#### TWIN MUFFLER



Designed to compliment the premium and sporty looks of the bike.

#### SEP ENGINE



Suzuki Eco Performance offers both low fuel consumption as well as superior acceleration.

#### CLIP-ON HANDLE BARS



For a sporty riding position.  
**FOR GIXXER SF**

#### REAR TYRE HUGGER




To complement the stylish design of the premium bike.

#### SPLIT SEAT AND GRAB RAIL



Sportier appearance to ensure foot reach by reshaping contact area of the seat with the inner thigh.

#### SIDE STAND WITH INTERLOCK



To ensure safety, vehicle won't start when side stand is engaged

### GENUINE ACCESSORIES<sup>^^</sup>

#### COVER MUFFLER LOWER



#### DC SOCKET



#### SEAT COVER



#### TAPE SET TANK PAD BLUE



#### TAPE SET TANK PAD SILVER



#### TAPE SET KNEE GRIP PAD



#### TAPE SET PROTECTION



#### KNUCKLE COVER



**FOR GIXXER**

#### FRONT BUMPER



**FOR GIXXER**

#### UNDER COWLING



**FOR GIXXER**

#### METER VISOR



**FOR GIXXER SF**



#### Suzuki Ride Connect\* with Bluetooth® Enabled Digital Console

Navigate to your destination confidently. The Bluetooth Enabled Digital Console gives you Big and Bold Turn-by-Turn Navigation icons, keeping you on the right route everytime.



**Speed Exceeding Alert**



**Turn-by-Turn Navigation**



**Digital Wallet**



**Call, SMS & WhatsApp Alerts**



**Last Parked Location**



**ETA Updates**



**Periodic Vehicle Service Alerts**



**Fuel Level Indicator**

<sup>^^</sup>Missed Call Alert & Caller ID feature is available in Android™ OS only.

\*Suzuki Ride Connect Application is available for Android™ OS Version 10 and for iOS version 13.0 onwards.

\*All lights and indicators are illuminated in the photo for illustrative purpose.