



ONE AND ONLY  
***BURGMAN***

***-STREET-***

A front-facing view of a white Suzuki Burgman Street scooter. The scooter features a prominent orange-colored front fairing and a black wind deflector. The Suzuki logo is visible on the front fairing. The headlights are illuminated, and the word 'SUZUKI' is printed on a white plate below the wind deflector.

**SUZUKI**

# “ONE AND ONLY”

The product concept for the new BURGMAN STREET aims to convey unique styling that cannot be found anywhere else, combined with a fine balance of comfort, performance and fuel efficiency. Built to provide a satisfying riding experience and practical convenience in everyday use, it makes a unique statement that instils pride of ownership.



# STYLE REDEFINED



**LED HEADLAMP & TURN SIGNALS**

Split-lens LED headlamps boost visibility with better front and side illumination. LED position lights and sleek turn signals complete the look.



**INTEGRATED LED REAR COMBINATION LIGHT**

Enhances the tail's elegant styling with integrated turn signals, while its smart positioning above the outer lid ensures a clean design and prevents fuel contact during refuelling.



**SMOKED WINDSCREEN**

Body-mounted windscreen with a dark smoked finish adds a refined touch and enhances its sleek, premium appeal.



**DISTINCTIVE MUFFLER DESIGN**

Stylish upswept muffler with sharp lines enhances its premium look, while allowing rear wheel removal without detaching the muffler.



**DISTINCTIVE EMBLEM**



**GRAB BAR**



# PERFORMANCE OPTIMIZED



## SEP ENGINE

The SEP engine delivers high fuel efficiency and excellent acceleration performance. Its optimized intake system, high-compression design, and precise fuel injection enhance power delivery and efficiency. A lightweight, low-friction construction improves durability and smoothness, while the optimized CVT ensures responsive acceleration and effortless everyday performance.

## ONE-WAY CLUTCH FOR QUIETER START

A roller-type one-way clutch ensures quieter starts, while the new clutch enables reliable ignition even at temperatures as low as -10°C.

## OPTIMIZED CVT SETTINGS

The CVT is optimized to provide satisfying acceleration at low RPM while effectively limiting fuel consumption.

## IDEAL COMBUSTION EFFICIENCY

A high compression ratio enhances performance and efficiency, while optimized intake and combustion design improve airflow and mixture dispersion. Advanced features like the M-shaped squish area and swirl flow ensure efficient combustion and smooth power delivery.

## FUEL INJECTION & OPTIMIZED INTAKE VALVE

Precise fuel delivery ensures efficient combustion, smooth performance, lower emissions, while the advanced intake valve design enhances airflow and overall efficiency.

## GREATER TORQUE AT LOWER RPM

Tuned to deliver higher torque at lower RPM, with peak torque at 5,250 RPM for improved responsiveness in city riding. This enhances fuel efficiency and improves the feel of acceleration.



# EVERYDAY COMFORT




Stylish 12-inch cast aluminium wheel with tubeless tyres ensures confident grip, smooth ride, and stability, while allowing easy rear wheel removal without detaching the muffler.

**12-INCH REAR TYRE**



Stylish, long, well-padded seat ensures maximum comfort and ample space for rider and passenger, with a shape that allows easy foot reach at stops.

**LONG AND COMFORTABLE SEAT**



Long, wide floorboard allows flexible foot positioning for comfort, with dedicated front footrests to stretch out during relaxed cruising.

**SPACIOUS FLOORBOARD**



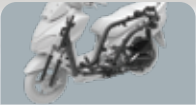
Optimized front and rear setup ensures smooth comfort, stable road-holding, and nimble handling, even on uneven surfaces.

**TUNED SUSPENSION**



Distributes braking force between front and rear for balanced stopping, with a 190 mm front disc and 130 mm rear drum ensuring stable braking performance.

**COMBINED BRAKE SYSTEM**



25% more rigid yet lighter, enhancing fuel efficiency, stability, and confident cornering for improved overall performance.

**REDESIGNED FRAME**



The 1,285 mm wheelbase ensures excellent straight-line stability, while 160 mm ground clearance handles bumps with ease. An optimized seat shape allows easy foot reach for added confidence.

**LONG WHEELBASE & GROUND CLEARANCE**



A switch on the left brake lever locks the rear wheel, keeping the BURGMAN STREET 125 steady during brief stops, enhancing comfort and convenience while you wait.

**REAR BRAKE LOCK**



# CONVENIENCE MEETS REASSURANCE



**UNDERSEAT STORAGE**

Spacious 24.6L compartment fits a full-face helmet and essentials, keeping items secure and protected.



**SUZUKI EASY START SYSTEM**

One-touch start/stop switch for quick, effortless engine ignition.



**PASS & HAZARD SWITCHES**

Pass switch signals overtaking, while hazard lights enhance visibility during emergencies.




**COVERED FRONT COMPARTMENT WITH USB**

Large enough to accommodate a large-screen smartphone and houses a standard-equipment 2A USB outlet for charging smartphones.



**QUICK-ACCESS FRONT RIGHT POCKET**

Handy storage for a 500ml bottle or small essentials within easy reach.



**DUAL UTILITY HOOKS**

Sturdy hooks for carrying bags; rear hook is lockable and foldable for added convenience.



**UNDERSEAT HELMET HOOKS**

Two hooks allow secure hanging of helmets when parked.



**KICK START CAPABILITY**

Enables starting even with low battery, ensuring reliability.



**SIDE STAND INTERLOCK**

Prevents engine ignition while the stand is down, improving safety.



**MULTI FUNCTION KEYLESS SYSTEM (RIDE CONNECT TFT EDITION)**




This system allows the rider to start the engine, open the fuel lid, and access the under-seat storage when carrying the remote fob. It also features an answer-back function. The main switch integrates control of the seat opener, steering lock, and fuel lid lock in a single location.



**TAIL-MOUNTED EXTERNAL LID**

Enables easy refuelling without opening the seat, preventing spills on the floorboard or belongings. The lid opens conveniently with the ignition key.



**THEFT DETERRENT KEY SYSTEM (RIDE CONNECT EDITION)**

Magnet-coded shutter deters theft, with integrated seat and fuel lid openers for ease of use.

# INNOVATION ON THE GO



## SUZUKI RIDE CONNECT

THE RIDER CAN CONNECT A SMARTPHONE RUNNING iOS OR ANDROID™ VIA A BLUETOOTH® CONNECTION AND AS DESCRIBED BELOW, ACCESS A VARIETY OF CONNECTED FEATURES & USEFUL INFORMATION ON BOTH THE COLOR TFT LCD SCREEN AND THEIR SMARTPHONE.



**BIG & BOLD  
TURN-BY-TURN  
NAVIGATION ICONS**



**CUSTOM POIS  
(POINTS OF INTEREST)**



**AUTO REPLY SMS\*  
(ANDROID ONLY)**



**CALENDAR  
ALERTS**



**AMBIENT WEATHER  
& TEMPERATURE**



**WEATHER  
ALERTS**



**TRAFFIC  
ALERTS**



**SPEED EXCEEDING  
ALERTS**



**LAST PARKED  
LOCATION**



**ODOMETER**



**TRIPMETER**



**TRIP STATISTICS  
(AVG SPEED, TOP  
SPEED, ETC.)**



**PERIODIC VEHICLE  
SERVICE ALERTS**



**DAILY FUEL  
CONSUMPTION**



**MONTHLY & TRIP-WISE  
FUEL CONSUMPTION  
AND DISTANCE RIDDEN**



**MAINTENANCE  
INFORMATION  
(TYRES, BATTERY)**



**SHARE TRIP ROUTES  
VIA SNS INTEGRATION**



**DIGITAL WALLET &  
EXPIRATION ALERTS**

### 4.2-INCH FULL-COLOR MULTI-INFORMATION DISPLAY



**DAY MODE**



**NIGHT MODE**

The BURGMAN STREET 125 is equipped with a large TFT LCD screen that features a clean and intuitive layout. Not only does it keep you fully aware of all the onboard systems, settings and real-time operating status, but also provides added functionality when connected to your smartphone. It can even notify you if a preset speed is exceeded.

### GENUINE ACCESSORIES:



**FLOOR MAT RED**




**FLOOR MAT GREY**



**SEAT COVER BROWN**



**SEAT COVER BLACK**



**REAR FOOT REST**

#### RIDE CONNECT TFT EDITION



**Prl. Grace White /  
Met. Mat Luxe  
Copper**



**Met. Mat Stellar Blue /  
Met. Mat Luxe  
Copper**



**Met. Mat Platinum  
Silver No.2 /  
Met. Mat Luxe Copper**



**Met. Royal Bronze /  
Met. Mat Luxe  
Copper**



**Met. Mat Black No.2 /  
Met. Mat Luxe  
Copper**




**Met. Royal Bronze**




**Prl. Mat Shadow Green**



**Prl. Grace White**



**Met. Mat Black No.2**



**Met. Mat Stellar Blue**

#### RIDE CONNECT EDITION



# ONE AND ONLY **BURGMAN** **-STREET-**



Variants	Colour TFT Meter	Monochrome Digital Meter	Multi-Function Keyless System	Theft Deterrent Key System
Ride Connect TFT Edition	●		●	
Ride Connect Edition		●		●

Engine	
Type	4-Stroke, 1-Cylinder, Air Cooled
Valve System	SOHC
Displacement	124 cm <sup>3</sup>
Bore x Stroke (mm)	52.5 mm x 57.4 mm
Engine Output	6.2 kW @ 6,500 rpm
Torque	10.2 Nm @ 5,250 rpm
Fuel System	Fuel Injection
Starter System	Electric & Kick
Transmission Type	CVT
Compression Ratio	10.3:1

Dimensions and Weight	
Overall Length	1,860 mm
Overall Width	700 mm
Overall Height	1,140 mm
Wheelbase	1,285 mm
Ground Clearance	160 mm
Seat Height	775 mm
Kerb Mass	Ride Connect -114 kg   TFT - 115 kg
Wheels	Alloy
Fuel Tank	5.5 L

Suspension	
Front	Telescopic
Rear	Swing Arm
Tyre Size	
Front	90/90-12 54J
Rear	100/80-12 56J
Brake	
Front	Disc
Rear	Drum
Electrical	
Battery	Maintenance-free 12V, 4Ah
Headlight	LED
Tail Lamp	LED



\*Scan this QR code to download Suzuki Ride Connect Android™ App



\*Scan this QR code to download Suzuki Ride Connect iOS App



## UNIQUE APP FEATURES



**Big & Bold TBT Navigation Icons**



**Short Distance Indicator Bar**



**Last Parked Location**


**Regd. Office, Sales & Marketing Office:** Suzuki Motorcycle India Pvt Ltd, Unit No – 901 to 906 9th Floor, Tower-D, Global Business Park, Guru Dronacharya, Gurugram, Haryana, 122002

[f](#) /suzuki2wheelers [You Tube](#) /suzuki2wheelers [X](#) /suzuki2wheelers [Instagram](#) /suzuki2wheelers

Ride safe. Wear a helmet.

We reserve the right to make changes at any point of time, without prior notice in design, colour, specifications and features of product. All items/ products shown above are indicative only and may vary in actual. Colours shown may vary from actual body colour of the product due to printing. Accessories shown in the pictures are not a part of the standard product. For the latest authentic information, kindly contact your nearest Authorized Dealer.\*Suzuki Ride Connect Application is available for Android™ OS Version 10 onwards and for iOS version 13.0 onwards. Android is a trademark of Google LLC. IOS is a trademark or registered trademark of Cisco in the U.S. and other countries and is used under license. ^^Missed Call & Unread SMS Alerts, Auto-Reply SMS, and Mobile Network Strength on Meter are available only on Android™ OS. ^For more information visit [www.suzukimotorcycle.co.in](http://www.suzukimotorcycle.co.in).

Authorised Dealer



Please scan this QR code to visit our website.



\*\*Extended warranty is offered by third party.

##Including 3 Years optional warranty.